

Amtrak Superliner Passenger Car Amtrak Baggage Car

N Scale

SUPERLINER BODYSHELL (PAINTED SILVER, NO LETTERING)

- 805201 COACH
- 805202 COACH-BAGGAGE
- 805203 SLEEPER
- 805204 DINER
- 805205 LOUNGE

805211
DIAPHRAGMS SUPERLINER,
BLACK

N GLASS SET SUPERLINER
805191 COACH CAR
805192 COACH-BAGGAGE CAR
805193 SLEEPER CAR
805194 DINER CAR
805195 LOUNGE CAR

N TRUCK SUPERLINER
800071 BLACK
800073 SILVER

923524
COUPLER COVER PLATE

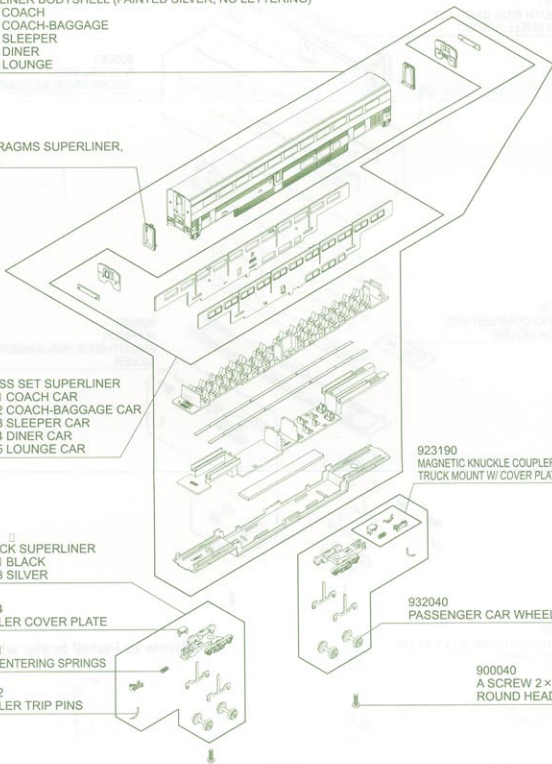
923511
COIL CENTERING SPRINGS

923512
COUPLER TRIP PINS

923190
MAGNETIC KNUCKLE COUPLER SET,
TRUCK MOUNT W/ COVER PLATE

932040
PASSENGER CAR WHEELSET

900040
A SCREW 2 × 7MM
ROUND HEAD



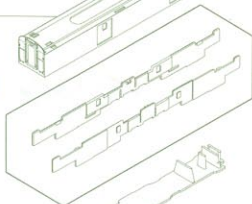
N BRAKE WHEEL
805041 BLACK
805042 GRAY



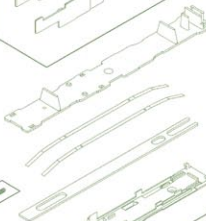
805061
SMOOTH SIDE BAGGAGE
BODYSHELL, UNDEC



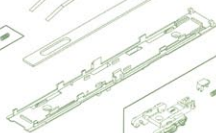
805051
N GLASS SET
SMOOTH SIDE BAGGAGE CAR



923010
RAPIDO COUPLER SET,
TRUCK MOUNT



800093
N TRUCK
SMOOTH SIDE PASSENGER CAR,
SILVER



923500
MAGNETIC KNUCKLE COUPLER,
SHORT SHANK



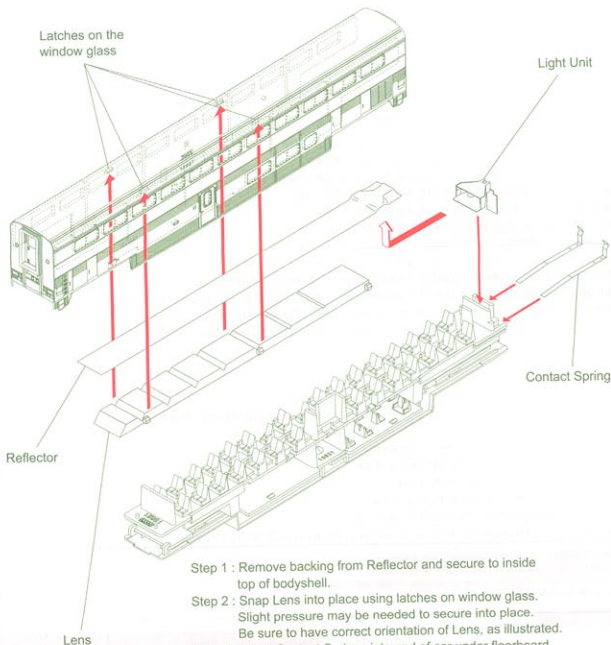
923501
MAGNETIC KNUCKLE COUPLER,
LONG SHANK



■ How to install brake wheel



■ How to Install the Optional Lighting Kit
 (Item #11-204, #11-206 or #11-209, #11-210 sold separately)



- Step 1 : Remove backing from Reflector and secure to inside top of bodysell.
- Step 2 : Snap Lens into place using latches on window glass. Slight pressure may be needed to secure into place. Be sure to have correct orientation of Lens, as illustrated.
- Step 3 : Insert Contact Springs into end of car under floorboard.
- Step 4 : Install Light Unit as shown, being sure it is in proper contact with end of Contact Springs.
- Step 5 : Set car chassis on powered track to check installation. Make adjustments if light does not illuminate.
- Step 6 : Reassemble the body and the unit is ready for use.

* It may be necessary to trim length of Reflector and Lens to fit into some models.

■ Installation of Magnetic Trip Pins in Coupler



Push straight leg of Pin into oval shaped hole in Knuckle, noting the fit of the flattened shape of the Trip Pin. The Pin should clear the top of the rail by 0.010" (0.25mm) to prevent its snagging on switchers or grade crossings.

Parts Price List & Order Form

Item Number	Description	Retail Price
11-204	CAR INTERIOR LIGHTING KIT, 1 EA	\$5.98
11-206	CAR INTERIOR LIGHTING KIT BULK PACK, 6 EA	\$29.98
11-209	CAR INTERIOR LIGHTING KIT WITH WHITE LED, 1 EA	\$10.00
11-210	CAR INTERIOR LIGHTING KIT WITH WHITE LED, 6 EA	\$50.00
800071	N TRUCK SUPERLINER BLACK, 1PAIR	\$7.00
800073	N TRUCK SUPERLINER SILVER, 1PAIR	\$7.00
800093	N TRUCK SMOOTHSIDE PASSENGER CAR, SILVER 1EA	\$4.00
805041	N BRAKE WHEEL, BLACK, 4EA	\$1.00
805042	N BRAKE WHEEL, GRAY, 4EA	\$1.00
805051	N GLASS SET SMOOTHSIDE BAGGAGE CAR	\$4.00
805191	N GLASS SET SUPERLINER COACH CAR	\$3.00
805192	N GLASS SET SUPERLINER COACH-BAGGAGE CAR	\$3.00
805193	N GLASS SET SUPERLINER SLEEPER CAR	\$3.00
805194	N GLASS SET SUPERLINER DINER CAR	\$3.00
805195	N GLASS SET SUPERLINER LOUNGE CAR	\$4.00
805061	SMOOTH SIDE BAGGAGE BODYSHELL, UNDEC	\$15.00
805201	SUPERLINER COACH BODYSHELL, (PAINTED SILVER, NO LETTERING)	\$18.00
805202	SUPERLINER COACH-BAGGAGE BODYSHELL, (PAINTED SILVER, NO LETTERING)	\$18.00
805203	SUPERLINER SLEEPER BODYSHELL, (PAINTED SILVER, NO LETTERING)	\$18.00
805204	SUPERLINER DINER BODYSHELL, (PAINTED SILVER, NO LETTERING)	\$18.00
805205	SUPERLINER LOUNGE BODYSHELL, (PAINTED SILVER, NO LETTERING)	\$18.00
805211	DIAPHRAGMS SUPERLINER, BLACK, 2EA	\$1.00
900040	SCREW 2X7MM, ROUND HEAD, 6 EA	\$1.00
900110	SCREW 2X8MM, FLAT HEAD, 6 EA	\$1.00
923010	RAPIDO COUPLER SET, TRUCK MOUNT, 4 EA	\$1.00
923190	MAGNETIC KNUCKLE COUPLER SET, TRUCK MOUNT W/ COVER PLATE, 4 EA	\$3.00
923500	MAGNETIC KNUCKLE COUPLER, SHORT SHANK, 8 EA	\$4.00
923501	MAGNETIC KNUCKLE COUPLER, LONG SHANK, 8 EA	\$4.00
923511	COIL CENTERING SPRINGS, 8 EA	\$1.00
923512	COUPLER TRIP PINS, 8 EA	\$1.00
923524	COUPLER COVER PLATE, 8 EA	\$1.50
932040	PASSENGER CAR WHEELSET, 4 EA	\$4.00
942994	CLEAR PLASTIC BOX & LID WITH BLUE KATO LOGO (NO INSERTS), 1 EA	\$7.50

Price and Availability Subject to Change Without Notice.
Parts May Also be Available at Your Local Hobby Dealer.
Check Here if Color Substitutions are Acceptable if Selected Color
Choice is not Available. ☐

PARTS MAY BE ORDERED ONLINE AT www.katousa.com

ORDERED BY: Hours : Mon-Fri 9:00 a.m. to 12:00 p.m. or 1:00 p.m. to 4:00 p.m. Central Time (Except Holidays)

Name		
Address		Phone
City	State	Zip
Daytime Phone Number Area Code()		

SHIP TO:

Name		
Address		Phone
City	State	Zip

METHOD OF PAYMENT (U.S. Funds Only)
☐ Check ☐ Money Order ☐ Mastercard ☐ VISA
 (Allow two weeks for check clearance)

Credit Card Number _____ Expiration Date _____

Signature _____ 3 Digit Code Number from Card Back _____

[illegible]