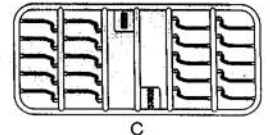
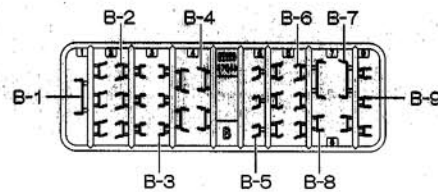
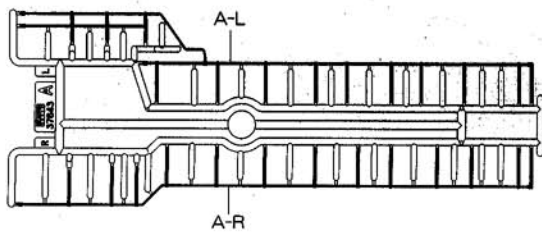


GE AC4400CW

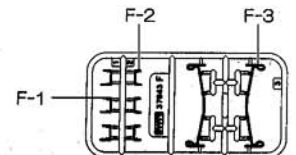
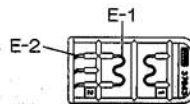
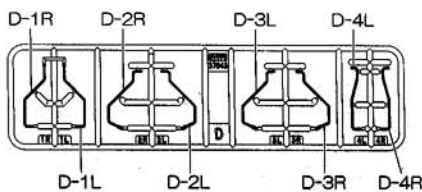
We recommend removal of the bodyshell, as well as the use of hobby tools, for easier parts installation.

Recommended Hobby Tools

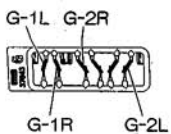
- Nippers or Hobby Knife
- Tweezers
- Phillips Jewels Screwdriver (Size : #0 2.4mm)
- Flat Head Screwdriver
- #78 Drill (0.016" or 0.4mm)



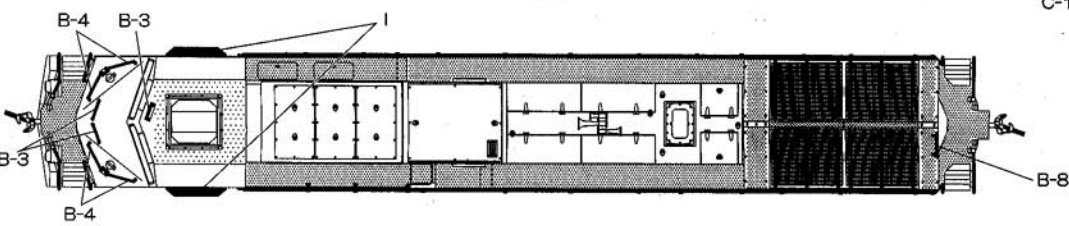
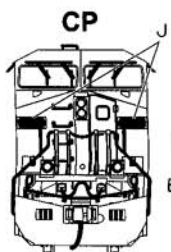
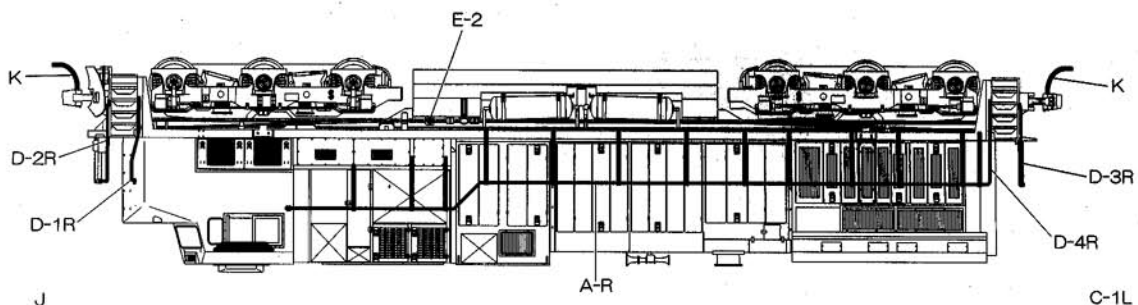
MU Hoses are most easily installed when starting with the hose closest to the coupler, working toward the steps. Use of tweezers is recommended.



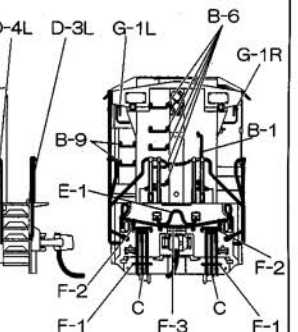
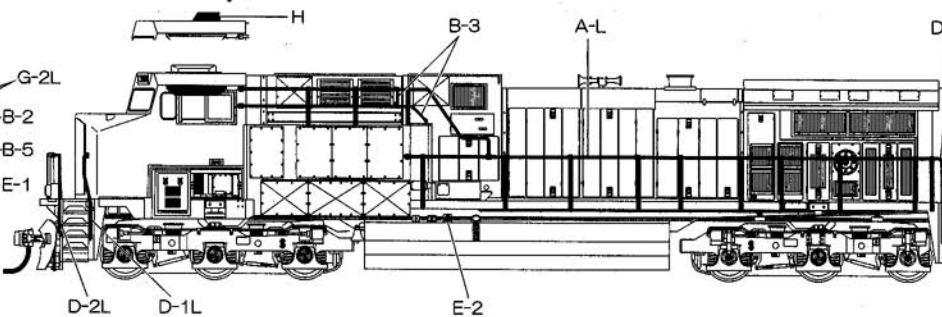
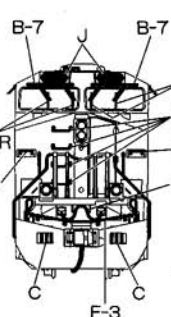
F-1 parts are installed after C parts are installed.



(Only for CP)




CP Only




When not in use, assembled locomotive may be stored in original container for protection.

■How to disassemble the bodyshell

- 1. Detach couplers by removing screws; remove the coupler from pocket.
- 2. Gently squeeze sides of body inward, with attention to location of hooks at bottom edge of shell, and lift.
- 3. Separating the model's components (Bodyshell, Walkway, Mechanism) will make part installation easier. The Cab may be removed from the Long Hood for additional ease of part installation.




A




B

■How to install sound speaker


Disassemble Fuel Tank Parts by releasing the hooks with a flat head screwdriver. (Picture C, D, E)



C



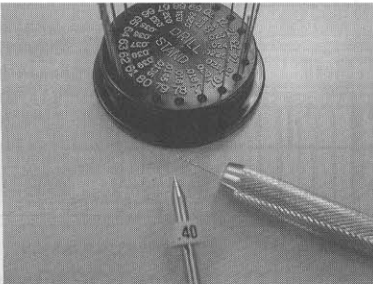
D



E

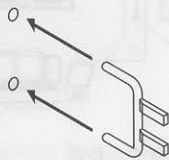
■Tips

- ① We recommend using a #78 Drill (0.016" or 0.4mm diameter) to make installation of the detail parts easier. (Picture F)



F

- ② As per the drawing, mount the detail parts with a part of sprue for easy handling. After mounting the parts, cut the sprue with nippers.



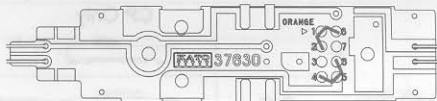
(NOTE)

For Digital Command Control (DCC) Use (optional):

This model can be equipped with an optional NMRA DCC-compatible decoder (sold separately). Although this model is set up for normal DC analog operation from the factory, it can be easily converted for digital operation by replacing the dummy plugs in the factory-installed DCC socket with the decoder.

After removal of bodyshell (see instructions), simply remove the dummy plugs (see figure) and install your DCC decoder. For instruction of DCC-operation and/or installation of additional functions, please refer to the decoder manufacturer or their sales agency.

ATTENTION : To avoid short circuit, do not install the dummy plugs in any other position than that shown in figure. Failure to do so could result in severe damage to electrical components.



NOTICE:

- 1. Max.Operational voltage:12V DC
- 2. Additional lubrication at time of purchase is not recommended.

LIMITED WARRANTY

KATO U.S.A., INC. warrants that this product will be free from defects in material and workmanship for a period of sixty (60) days from the date of purchase. If this product fails during the warranty period, carefully pack the assembled item in the original carton, together with the dated sales receipt, and return to : KATO U.S.A., INC. 100 Remington Road, Schaumburg, IL 60173. Defects due to misuse, improper maintenance and/or abuse are not covered by this warranty. Items that have been modified by the modeler or anyone other than an authorized KATO repair person are not covered by the warranty. This warranty gives you specific legal rights and you may also have other rights which vary from state to state.

952500
MU HOSES



952501
MU CABLE

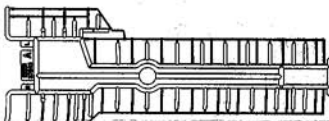
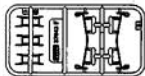


965542
GE WIDE CAB
WINDSHIELD WIPERS, BLACK



AC4400CW LATE BODYSHELL
951190 HIGH RND NB, 2 VENTS
951200 HIGH SQR NB, 2 VENTS, GW CAB
951210 LOW NB, 2 VENTS

AC4400CW GLASS SET
951590 HIGH NB WITH-OUT DOOR WINDOW
951600 HIGH NB WITH DOOR WINDOW
951610 LOW NB WITH DOOR WINDOW



900040
SCREW 2X7mm, ROUND HEAD

SNOW PLOW
965040 GRAY
965051 BLACK
965054 DARK GREEN

956030
MOTOR WITH FLYWHEELS

967010
UNIVERSAL

961500
WORM BEARING & JOINT SET

900030
SCREW 2X6mm, FLAT HEAD

960010
12T DRIVE GEAR

961010
15T DRIVE GEAR

962010
GEARED WHEELSET

GE HI-AD TRUCK, LATE
959141 BLACK
959142 GRAY
959143 SILVER

965570
ANTENNA DOME WHITE
SINCLAIR ANTENNA
965511 BLACK
965512 GRAY

965015
HEADLIGHT HOUSING

3 CHIME AIRHORN
950012 GRAY
950014 BLUE
950017 BNSF GREEN
95001A CP RED

951803
GE WIDE CAB INTERIOR

965050
GE EXHAUST STACK

GE BRAKE WHEEL
965031 BLACK
965032 GRAY
965034 BLUE
965035 DARK RED
965036 YELLOW
965039 BNSF ORANGE

AC4400CW HANDRAIL SET
952112 GRAY
952114 BLUE
952115 CP RED
952117 BNSF GREEN

958040
CIRCUIT BOARD WITH
GOLDEN WHITE LED LIGHTS

966013
CIRCUIT BOARD ANALOG PLUG

967010
MOTOR BRUSH SET

953050
COUPLER SET:
MAGNETIC KNUCKLE
W/BOX, BLACK

900100
SCREW FOR FRAME
MOUNT COUPLERS

953040
COUPLER SET:
KATO KNUCKLE
W/ BOX, BLACK

953030
COUPLER SET:
X2F W/ SCREW,
BLACK

900060
SCREW 2X12mm, ROUND HEAD

GE FUEL TANK
954101 LATE BLACK
954102 LATE GRAY
954103 LATE SILVER
954111 EARLY BLACK

Parts Price List & Order Form

Item Number	Description	Retail Price	Item Number	Description	Retail Price
900030	Screw 2X6mm, Flat Head, 6EA	\$1.00	958040	CIRCUIT BOARD WITH GOLDEN WHITE LED LIGHTS	\$16.00
900040	Screw 2X7mm, Round Head, 6EA	\$1.00	959141	GE HI-AD TRUCK, LATE, BLACK	\$25.00
900060	Screw 2X12mm, Round Head, 6EA	\$1.00	959142	GE HI-AD TRUCK, LATE, GRAY	\$25.00
900100	Screw For Frame Mount Couplers, 6EA	\$1.00	959143	GE HI-AD TRUCK, LATE, SILVER	\$25.00
950012	3 CHIME AIRHORN, GRAY	\$1.25	960010	12T DRIVE GEAR, 5EA	\$4.00
950014	3 CHIME AIRHORN, BLUE	\$1.25	961010	15T DRIVE GEAR, 5EA	\$4.00
950017	3 CHIME AIRHORN, BNSF GREEN	\$1.25	961500	WORM BEARING & JOINT SET, 2EA	\$4.00
95001A	3 CHIME AIRHORN, CP RED	\$1.25	962010	GEARED WHEELSET, 2EA	\$5.00
951190	AC4400CW LATE BODYSHELL, HIGH RND NB, 2 VENTS	\$35.00	965010	CAB SUNSHADE, GRAY	\$1.00
951200	AC4400CW LATE BODYSHELL, HIGH SQR NB, 2 VENTS, GW CAB	\$35.00	965015	HEADLIGHT HOUSING	\$1.00
951210	AC4400CW EARLY BODYSHELL, LOW NB, 2 VENTS	\$35.00	965018	CAB SUNSHADE, BLUE	\$1.00
951590	AC4400CW GLASS SET, HIGH NB WITHOUT DOOR WINDOW	\$7.00	965019	CAB SUNSHADE, BNSF ORANGE	\$1.00
951600	AC4400CW GLASS SET, HIGH NB WITH DOOR WINDOW	\$7.00	96501A	CAB SUNSHADE, CP RED	\$1.00
951610	AC4400CW GLASS SET, LOW NB WITH DOOR WINDOW	\$7.00	965027	GE NUMBER BOARD, ROUND	\$1.00
951803	GE WIDE CAB INTERIOR	\$3.00	965028	GE NUMBER BOARD, SQUARE	\$1.00
952112	AC4400CW HANDRAIL SET, GRAY	\$7.00	965031	GE BRAKE WHEEL, BLACK, 2EA	\$1.00
952114	AC4400CW HANDRAIL SET, BLUE	\$7.00	965032	GE BRAKE WHEEL, GRAY, 2EA	\$1.00
952115	AC4400CW HANDRAIL SET, CP RED	\$7.00	965034	GE BRAKE WHEEL, BLUE, 2EA	\$1.00
952117	AC4400CW HANDRAIL SET, BNSF GREEN	\$7.00	965035	GE BRAKE WHEEL, CP RED, 2EA	\$1.00
952500	MU HOSES, 1SET	\$2.00	965036	GE BRAKE WHEEL, YELLOW, 2EA	\$1.00
952501	MU CABLE, 2EA	\$1.00	965039	GE BRAKE WHEEL, BNSF ORANGE, 2EA	\$1.00
953030	COUPLER SET: X2F W/ SCREW, BLACK 1PAIR	\$2.00	965040	SNOW PLOW, GRAY	\$1.00
953040	COUPLER SET: KATO KNUCKLE W/ BOX, BLACK 2PAIR	\$2.00	965050	GE EXHAUST STACK, 1EA	\$1.00
953050	COUPLER SET: MAGNETIC KNUCKLE W/BOX, BLACK 2PAIR	\$2.00	965054	SNOW PLOW, DARK GREEN	\$1.00
954101	GE LATE FUEL TANK, BLACK	\$3.00	965511	SINCLAIR ANTENNA, BLACK, 2EA	\$1.00
954102	GE LATE FUEL TANK, GRAY	\$3.00	965512	SINCLAIR ANTENNA, GRAY, 2EA	\$1.00
954103	GE LATE FUEL TANK, SILVER	\$3.00	965542	GE WIDE CAB WINDSHIELD WIPERS, BLACK, 1SET	\$1.00
954111	GE EARLY FUEL TANK, BLACK	\$3.00	965570	ANTENNA DOME, WHITE	\$1.00
956030	MOTOR with FLYWHEELS	\$30.00	966013	CIRCUIT BOARD ANALOG PLUG, 6EA	\$2.00
957010	MOTOR BRUSH SET: BRUSH, CAP, SPRING, 2EA	\$1.00	967010	UNIVERSAL, 2EA	\$2.00

Price and Availability Subject to Change Without Notice.
 Parts May Also be Available at Your Local Hobby Dealer.
 General Questions and Foreign Orders 847-781-9500.
 Check Here if Color Substitutions are Acceptable if Selected Color
 Choice is not Available. ☐

Parts may be ordered online at : www.katousa.com

ORDERED BY: Hours : Mon-Fri 9:00 a.m. to 12:00 p.m. or 1:00 p.m. to 4:00 p.m. Central Time (Except Holidays)

Name		
Address		Phone
City	State	Zip
Daytime Phone Number Area Code()		

SHIP TO:		
Name		
Address		Phone
City	State	Zip

METHOD OF PAYMENT (U.S. Funds Only)	
<input type="checkbox"/> Check <input type="checkbox"/> Money Order <input type="checkbox"/> Mastercard <input type="checkbox"/> VISA	
(Allow two weeks for check clearance)	
Credit Card Number	Expiration Date
Signature	3 Digit Code Number from Card Back

Phone Orders 1-800-548-5286 Kato Parts Department	Fax Orders 847-781-9570 Fax your order form	Mail Orders 100 Remington Road Schaumburg IL 60173
--	--	---

Item#	Description	Price	Qty.	Total

Shipping & Handling Charges: Please add to Shipments : \$5.00 U.S.A. Canada and Mexico \$9.00 to Other foreign country	SUBTOTAL
	IL Residents Add 8.25% Sales Tax
	SHIPPING & HANDLING
	TOTAL DUE